

ISSUE 18 | JULY 2015

# RCB

A MONTHLY RCB CLUB PUBLICATION



TO SELL OR NOT TO SELL... AND THEN AFTER YOU DO..

**SOLO**

**THIS ISSUE**

- The Presidents corner
- Board Meeting minutes
- Events galore
- GS vs KTM
- Once you sell your friend
- Gypsy Tour
- Iron Butt B2B
- The art of selfies
- Classifieds

# River City Beemers



BMW MOA Club #210 & BMWRA Club #104

Catch us on the Web at [WWW.RCB.ORG](http://WWW.RCB.ORG)

JULY 2015

## Club Information

### President

Gordy Olson 916-642-2221

### Vice President

Jack Klauschie 530-677-6395

### Secretary

Angel Morrison 916-955-6096

### Treasurer

Dave Alexander 916-612-6616

### Membership

Ray Nuguit 916-625-0799

### Web Master

Ken Caruthers 916-712-1014

### Newsletter

Bob Lawrence 916-208-6641

### Women's Liaison

Jeanie Thurston 916-626-9121

### Directors through 2015

Ken Caruthers 916-712-1014

Marv Lewis 916-652-0575

Ray Nuguit 916-625-0799

Rand Olson 916-599-0819

Kim Rydalch 916-000-0000

### Directors through 2015

Mike Ivie 916-666-1403

Al Morrison 916-955-6096

Terry Lee 916-987-9126

Mike Harvey 916-334-5901

Bruce Parrish 916-989-9224

### Director Emeritus

Rick Blake 916-927-0000

### Membership Meeting

First Sat of Month at 8:00am

Susie's Country Oaks Cafe

500-G Cirby Way

Roseville CA

### Director's Meeting

Second Tue of Month

Cool River Pizza

1805 Cirby Way Roseville

### Breakfast - Be There!

Every Saturday 8 am

Susie's Country Oaks Cafe

500-G Cirby Way Roseville CA

### Weds. Dinner Ride

Meet between 5-6:30 pm

Leaves every Wednesday

evening at 6:30 pm from The  
Coffee Republic in Folsom

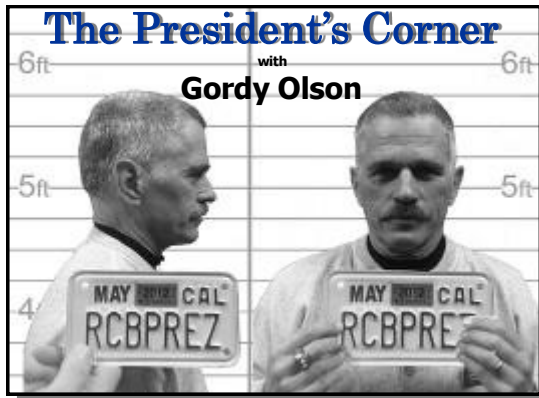
### Thurs. Breakfast crew

Meet at 8am and ride by 9am

Brookfield's Restaurant

11135 Folsom Blvd

Rancho Cordova, CA 95670



It is hard to believe but 2015 is already one half over!! It's time to check your odometer to make certain that you are on pace for at least 10,000 miles this year. (Here's a hint if you are unsure of how well you are doing: Take your mileage for the calendar year so far and multiply that number by 2 to figure out your anticipated annual mileage.) If it looks like you are not going to reach 10,000 miles at your current pace, THEN PICK UP YOUR PACE!!!!

One obvious way to pad your mileage total – while still getting to hang out with a lot of very familiar faces – is to join your RCB buddies up in Billings, MT for the BMW MOA National Rally later this month. Even if you just go straight there and straight back you will be looking at adding about 2,200 miles. If you have some fun going up, more fun coming back, and even more while you are there, you could easily make that 4,000 miles. Check your tires now and order new ones for installation here or up in Billings, if needed, because those contact patches are really very small and they need to be in good shape to help insure your safety.

As we get closer to the rally dates (July 23-26 for the rally itself), there will be postings on the RCB Forum about departure dates, suggested routes, places to stay en route, etc... The idea is to develop (more or less) organized groups of manageable size to accommodate everyone's schedules and route preferences. Here's an example: Al Morrison and I (and at least one other guy so far) are planning to leave Sac'to early on Wednesday, July 22 and head to Jackpot, NV (staying at Club

93) and then on to Billings on Thursday, July 23. That is about 550 miles each day and is as direct a route as possible. We are going to take our sweet time coming back (four or five days) with an overnight in Missoula, MT; a day riding the roads in and around the Lolo Pass; on to Pendleton, Oregon or perhaps to Hell's Canyon (plans are still fluid); then back home through Alturas. I know others are planning on leaving earlier in the week and going through Paonia, CO (or was it through Peoria, IN??) on the way. Those of you who have started thinking about dates and routes (and don't mind some additional company) should post your plans on the Forum to see who else might be interested in joining your merry band. We have a reservation for Charter Club group camping area at the rally, so we will all end up at the same place!! BTW: I have already gotten Randy to clear a space on the wall at A&S for our anticipated certificate for the most riders from a single club at the rally.

Some of us went to Mike Ledbetter's ranchette last weekend for the BBQ and Rope Swing Extravaganza. Since the event was wedged into the schedule at the last minute there were not as many folks as we had hoped. NO PROBLEM.....Mike has graciously offered his place as the destination for the September club ride (September 5 after the meeting and raffle) and the rope swing will still be there! I am thinking about having Speedos and string bikinis as raffle prizes for that meeting. Check out Jack Weiglein's Facebook page for a video that he posted of Mike's gorgeous place.

Have a great Fourth of July (hope to see a lot of you at the RCB picnic in Railroad Flat) and – remember - make your plans for Billings and share them on the Forum.

Cheers,  
Gordy  
RCBPREZ



**Meeting: River City Beemers Board Meeting****Location:** Cool River Pizza located at 1805 Cirby Way, Roseville CA**Minutes:** Angel Morrison**Date:** June 9, 2015**Next Meeting:** July 14, 2015**Participants:**

<b>Officers</b>			
P	Gordy Olson (President)		Jack Klauschie (VP)
P	Dave Alexander (Treasurer)	P	Angel Morrison (Secretary)
<b>Directors</b>			
	Rick Blake (Director Emeritus)	P	Rand Olson
P	Ken Caruthers (Webmaster)	P	Jeanie Thurston (Women's Liaison)
P	Terry Lee		Bob Lawrence (Newsletter)
	Marv Lewis		Mike Harvey
	Mike Ivie	P	Al Morrison
P	Ray Nuguit - (Membership)		Kim Rydalch
P	Bruce Parrish		

The meeting was called to order at 7:00 pm.

Last Month's Minutes: The Minutes from the May meeting were approved.

**Treasurer's Report** – Current Assets: \$8,223.15 - 2015 YTD Net Income- loss (\$509.53). Full Treasurers Report dated May 31, 2015 is attached.

Membership Report – 194 members

**Old Business**

**Spring Classic to Trinity Alps** – The Classic was well attended with a group of 40 or so happy campers joining in on the ride.

**Oyster Run and Campout** – Near 20 RCB'ers enjoyed their fill of oysters with half a dozen continuing on to a relaxing campout hosted by The McCarthy's (thanks Jackie and Bob).

**Newsletter Advertising** – With additional info gathered on rates for full-page and quarter-page advertising in like publications (\$110 and \$28 respectively), the idea of implementing a fee was discussed. At this time, decision made to limit advertising space to people we know with offered discounts benefitting members directly.

**Ride Updates**

Newcastle Rope Swing BBQ – June 27 / 28 – A sign-up list to be added to the Forum. The Board to contact Mike on reimbursing him for the food / drinks. "See Gordy's post titled "Newcastle BBQ and Rope Swing Extravaganza"

**Morgan Railroad Flat** – July 4 – With the monthly ride falling on a holiday, a sign-up sheet to be added to the Forum to measure interest. See Fred's post titled "Club ride and picnic in July"

**2015 National MOA Rally** – July 23-26 – Gordy to contact Rally Committee to book a group camp area for the Club if available. To offer an opportunity for members to find others traveling the long road to Billings, Board members asked to share their travel plans on the Forum and to encourage others to do the same.

**Surprise Valley Ride** – August 29 / 30 – Rand reminded all that this camping event on Beemer Buddy Jeff's property will provide opportunity for great dirt and/or pavement riding. See Rand's post titled "Surprise Valley, Ca."

**Tahoe Chill** – August 15 / 16 – Linnell and Jack have graciously offered to cook / sponsor dinner for this event.

**New Business**

**Payment Options** – With the availability of new payment processing solutions via a phone swipe, the Board discussed whether adding such an option to simplify member payments for dues / events might be beneficial. Dave to research options and costs and report.

**Member Contact List** – Jeannie asked about feasibility of establishing an online contact list to allow members to reach out to fellow riders. A conversation ensued with questions arising on privacy, opt-out considerations, and distribution. Gordy to bring up subject at next monthly meeting to attain member feedback.

The meeting was adjourned at 7:35 p.m.

## DISCOUNT FOR RCB MEMBERS AT CLEARWATER LIGHTS!!

RCB members can get the brand new "Billie" tail and brake light package from Clearwater Lights for only \$125. The package normally sells for \$149. So buy a set and then use your \$24 savings to cover next year's RCB dues!! The discount is available for April, May, and June only.



Clearwater Company  
11305 Sunrise Gold Circle, Unit D  
Rancho Cordova, CA 95742  
916-852-7029  
sales@clearwaterlights.com

The PREZ himself has already availed himself of this opportunity and is happy to show off his new lights to anyone who wants to follow his bike around. The "Billie's" are specially designed for the newer BMW's (GT's, RT's, and GS's) with the "Wonder Wheel" multifunction switch. If you have already gotten a "Can Opener 3" with your Clearwater auxiliary lights then you are all set. If you still have one of the earlier Can Openers (or don't have one at all) you will need to upgrade to the Can Opener 3.

To get your discount, just tell Glen that you're an RCB'er and that "Gordy sent ya!!!!!!".



WWW.BLACKSWANMOTO.COM

The difference between living the Adventure and just looking the part.

TRAINING AND TOURS

STREET AND OFF-ROAD

## CLUB EVENTS

### RCB EVENTS BY MONTH MARK YOUR CALENDARS!

**MAY:** Club meeting and Lois Lewis Memorial Poker Run (5/2); 49'er Rally (5/22-25); RCB Spring Classic at Trinity (5/29-31)

**JUNE:** Club meeting and Oyster Run and Samuel P. Taylor Camp-out (6/6-7); Newcastle Camp-out (NEW EVENT with lake and rope swing!) (6-27-28)

**JULY:** Club meeting and July 4<sup>th</sup> Railroad Flat Picnic (7/4); BMW MOA Rally in Billings MT (7/21-26 or thereabouts depending in how long we take to get there and back); Iron Butt Bun Burner Gold (date TBD)

**AUGUST:** Club meeting and Annual Ride 'n' Bowl in Yerington, NV (8/1-2); Tahoe Chill (8/14-16)

**SEPTEMBER:** Club meeting and ride (9/5); NorCal Gypsy Tour (9/4-7); Central Cal Beemer Bash (9/18-20)

**OCTOBER:** RCB Fall Classic at Manchester (Club meeting on site) (10/2-4); Fall Colors Ride (10/18); Fall Tech Day (10/25)

**NOVEMBER:** Club meeting and ride (11/7); 2016 Planning Meeting (11/22); Day After Thanksgiving Ride (Date TBD, of course!)

**DECEMBER:** Club meeting and Christmas Party (12/5); Taco Party at the Stofer's (12/12); Toy Run (Date TBD)

.....AND – WHO KNOWS? –  
THERE MAY BE EVEN MORE!!!!



## LONG-TERM TEST HIGHLIGHTS OWNERSHIP COST OF BMW AND KTM R1200GS AND 1190 ADVENTURE BUYERS HAVE MORE TO CONSIDER THAN JUST MSRP.

The BMW R1200GS and KTM 1190 Adventure R pretty much rule the roost among the adventure heavy-weights, but at what cost to the wearer of the helmet? This question was answered to an extent in a long-term test by [Cycle World magazine](#) that not only pitted these liter-class adventure bikes against each, but also revealed some potentially costly surprises.

For starters, KTM 1190 Adventure owners should have KTM's Dust Protection Kit installed that, at \$189.79, is a fraction of the cost of a complete top end rebuild due to a flawed airbox and filter design. While the warranty took care of the repair bill, it's a cautionary tale well worth heeding by all 1190 Adventure owners.

The BMW R1200GS has its own engineering issues. The standard crash bars could not prevent a cracked cylinder head cover during an off-road incident, but at least the warranty covered the replacement of the rear and front shocks. A new clutch was also needed with parts priced at \$1,458.46.

Teutonic design does come at a price as the installation of the Beemer's horn button illustrates. To replace the red button, a new handlebar pod needed to be fitted that with labor came to a whopping \$448.10.

**Your costs may vary. These bikes were ridden hard by expert riders with the intent to push the limits of the machines. (Photo courtesy Cycle World)**

In all fairness, these bikes were ridden exceedingly hard by accomplished riders who didn't spare the horses over some seriously challenging terrain. Put differently, the kind of punishment meted out to the BMW and KTM would have tested most adventure bikes, not to mention their riders.

With large parts of the mileage done off-road, it's not surprising that the bikes burnt rubber at an alarming rate – five sets at just over 11 000 miles. Similarly, both bikes also required a new set of rear brake pads at \$120.69 for the GS and \$85.95 for the KTM.

The cost of maintenance – \$1,858.98 for the BMW and \$1,641.95 for the KTM – highlights the immutable fact that ownership cost of these machines does not come cheap. But, as the aficionados of the R1200GS and KTM 1190 Adventure R point out, most price concerns are dwarfed by the versatility, comfort and capability of these technological marvels.

### Adventure Bike Model Long-Term Comparison



Cycle World's year-long testing of the BMW R1200GS and KTM 1190 Adventure R reveals some of the long-term costs associated with these technological marvels. (Photo courtesy Cycle World)



	2014 BMW R1200GS	2014 KTM 1190 Adventure R
Price as Tested	\$21,671	\$18,134
Total Miles Ridden	11,064	11,837
Maintenance Costs	\$1,858.98	\$1,641.95
Repair Costs	\$3,173.87	\$230.00
Next Service Mileage	18,000	18,600

## WHEN YOU SELL YOUR FRIEND

### COVER PHOTO.

#### My 2005 1200GS at 78k miles on one of our adventures in West Virginia May 2015.

I can rationalize that my bike is really just a well thought out machine of aluminum, forged steel with plastic functionality, but somehow over time my bikes always seem to become a good friend. This sculptured GS beauty has never let me down, If something was going to fail it only failed in a motorcycle parts store parking lot! I purchased this black beauty with a young 6000 miles on the clock, at the time I was new to the boxer experience, but it seemed to run good and the thought of off road adventures were enticing with this big bike able to carry wife and gear. My initial awareness of the GS came when my best friend BC purchased a new 2005 GS from A&S. Bob has a long history with motorcycles, he owned his own repair/salvage shop in Grass Valley and has always been an amazingly strong rider. Anyway after riding his GS it had a comfortable FIT to it that was one of those "wow I really like this" experiences. Not long after he purchased his GS I crashed my Kawasaki ZRX1200 non ABS in perfect crash conditions. I do believe if the ZRX had abs it could have saved itself



*Ready to sell*

club adventures, attempt-  
BMW releases the next  
bike now? YES, Of course



and me. Not long after I started looking for a GS and surprisingly it did not take long to find one. After a few phone calls to the previous owner working out the logistics I ventured down to Petaluma to claim my prize. The owner named Zip a graphics designer by trade unfortunately was going through a divorce. Enough said right...

So we rolled the bike on my trailer and I headed home wondering if I should have told Barbara about this purchase or will she just accept the fact that when you marry a guy with a bike he will always show up with a new bike expecting you to be as excited as he is about it... I guess that's a different column for Marriage Therapy Magazine. Have you noticed how after you purchase a new vehicle or motorcycle all of a sudden everybody has one! Well maybe not everyone but more then you had previously noticed. Not only do you start meeting guys with similar bikes but they start making documentaries about movie stars riding your bike around and down. Amazing right. OK so I'm loving this bike, meeting new like-minded people in motorcycle gangs, enjoying camping trips with my better half. Life is good right? So it seems until year's version. Do I really need a new bike now, NO. Do I really want a new I do, duhhh... Moving on.



*Barbara and I on my 2004 zrx 1200 before disaster struck*



During my ownership of the cover photos GS I am still amazed at how easy it was to put 72k miles under my belt and not even notice really. The maintenance was so simple and minimal. No more chains!! honestly the more miles I rode the better it ran. In 2013 I moved to Maryland looking to enhance my finances for retirement, I decided to have the GS shipped out that June and sense have had some outstanding adventures exploring our nations revolutionary and civil war historical sites along with a lush green countryside of fun rolling hills. Now missing the comradery of RCB I turned to the Washington BMWBMW club and have made some good connections here with an equally active club of over 500 members. Now even though I have enjoyed the 2005 I still get caught up in the monetary aspect. How long do you keep a bike before it starts to lose too much value? These are difficult decisions for me, on one hand I have a great bike already set up for me in great shape with possible pending mechanical failures. On the other hand selling it now during high moto season would fetch the best price for its current value. I spent a couple of weeks overthinking the decision and decided to sell. My ad was in for a week and by week's end the bike was off to a new owner and all I had was cash in hand. Then the remorse sets in, why did I do that? I really liked that bike. Now what? The circle is not broken my friends, now, I get to start hunting for another ride a task that is equally enjoyable as all the others.

We hunt, we obtain, we enjoy, we sell and start over. All of which have their lessons learned.

RCB members I encourage you to send me your stories with a good cover photo for the Newsletters front page.

# 2015 BMW NORCAL RANGE OF LIGHT GYPSY TOUR

## FRIDAY, SEPT. 4, 2015 THROUGH SUNDAY, SEPT. 6, 2015

### BMW MOTORCYCLE CLUB OF NORTHERN CALIFORNIA'S RANGE OF LIGHT GYPSY TOUR.

All we can tell you about this year's route is that we are meeting at the:

**GLENN COUNTY FAIRGROUND, 221 E. YOLO ST, ORLAND, CA, 95963,**

Friday night, September 4th. Only then, will our next night's surprise destination be revealed with a Saturday Rally Route sheet that includes a MAIN STREET ROUTE (with a built-in WIN \$\$ Poker Run) and an optional GS LOOP. GPX files will be available for those using GPS.

BMW NorCal welcomes all women riders with our second annual Ladies Happy Hour on Friday night. It's a special year as we celebrate 25 Years Riding the Range, from its first run in 1991 (chaired by Doug Hubbard), starting at Big Bear Campground (closed) near Oakhurst, to our run in 2015, chaired by Joyce Sampson and Bob Empasis.

We can ride anywhere from 200 to 350 miles in a day, along California's most scenic and obscure back roads: from winding USFS roads in the Sierra Nevada foothills to the spectacular Klamath River Canyon; from the Central Valley to the Trinity National Forest or Forks of Salmon or out to the Lost Coast; maybe up over Sonora Pass and back via 8,730-ft. Ebbetts Pass; possibly along the Kern River through Sequoia National Park. Arriving at our campsite Saturday and Sunday nights, we'll enjoy dinner catered by local chefs and hot showers (if available). Saturday night, we pick up the Sunday Rally route sheet, with an entirely new route that very possibly could take us back across California.

Bring your Zumos and Navigators. Make sure your tires have plenty of sticky tread. Load your tents and camp chairs\* and get ready for two great days of riding with three nights of camping. Welcome to the 2015 Range of Light Gypsy Tour!

-registration closes on the 22nd of August, 2015. On-site registration opens at 3pm on-site at the fairgrounds, Friday, September 4, 2015.

\*We cannot take chairs or panniers in the SAG wagon. SAG wagon capacity is limited to soft luggage, duffels and tents.

**Mail-in and online registration are now open.** Commemorate the 25th Year Riding the Range with a **2015 ROL Tee Shirt** that can also be purchased when you fill out your ROL registration form.

The 2015 Range of Light Gypsy Tour Rally Team is chaired by Joyce Sampson and Bob Empasis. This year's route was designed by Bob Empasis/Street Routes and Buddy Scauzzo/GS-Loops. 2015 ROL shirt design by Wynne Benti.

<http://www.bmwnorcal.org/gypsy-tour/>



## IRON BUTT "BORDER TO BORDER" BAJA CALIFORNIA, MEX TO ALBERTA, CAN

BY PHIL WOOD

Among the Iron Butt Association (IBA) challenges, one has always been intriguing to me – The "Border to Border" or B2B. To receive credit for this challenge, all you have to do is ride your bike in all three North American countries (Mexico, the United States and Canada) in 36 hours or less.

Route planning began months ago – Interstate 5 may seem like the shortest and quickest route from Mexico to Canada, but when you factor in slow border crossings at San Ysidro, CA and Blaine, WA, plus all the congested cities along the route, it turns out to be a poor choice.

My plan was to start in Tecate, Baja California, a small town about 30 miles southeast of San Diego, and end in Milk River, Alberta, another small town just across the border from I-15's northern terminus in Sweet Grass, MT.

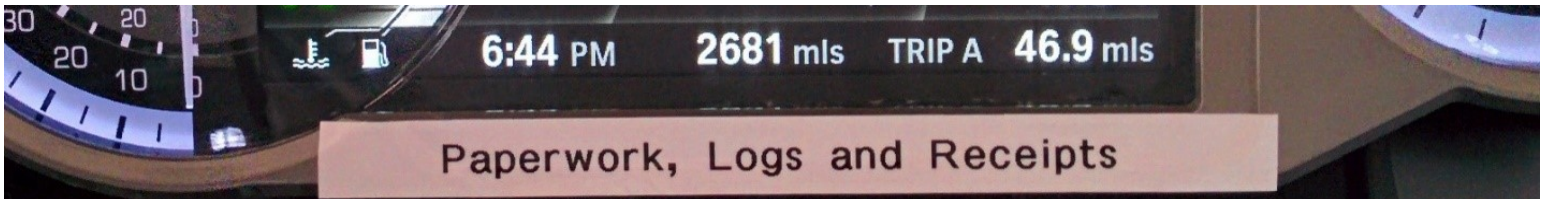
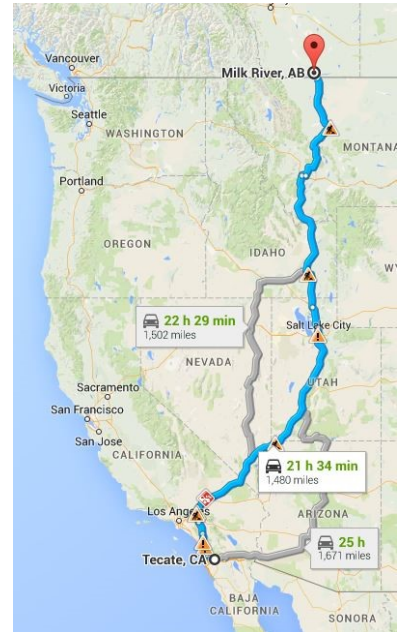
The route would be Tecate back to San Diego and then follow I-15 north. Cross the border at Sweet Grass and obtain an "End" witness. Google Maps estimated 1,480 miles and there would only be three traffic congested areas, San Diego, Las Vegas and Salt Lake City.

A start time before 6AM would mean less traffic in San Diego, only lunch traffic in Las Vegas, and post-commute traffic in Salt Lake. Now that's a plan.

Google Maps estimated a no traffic time of 21:34. Unfortunately, I was going to encounter traffic, and I was certainly going to need fuel and some sleep along the way. My estimate was closer to 34 hours – 23 hours of riding time, an 8 hour overnight stop, and eight 15-minute fuel/bio/snack stops. I had about two hours of buffer.

Finally, there's the issue of paperwork. IBA requires witness forms, receipts and logs to certify a challenge like this. Since credit card receipts at fueling stations usually aren't a big deal to me, a bold reminder was affixed right in front of the rider.

With planning complete, all that was left was to wake up tomorrow and ride.



### Say hello to "Beast"



"Beast" will be my transportation for this attempt. She's a BMW K1600GT, 600 pounds of meticulous German engineering. Her six-cylinder, 1,650 cc engine can propel rider plus gear at 80 MPH speeds (*Utah has 80 MPH speed limits*) for over three hours on one tank of gas. That kind of range is good as even efficient fuel/bio/snack stops can exceed 10 minutes. Fewer stops is better.

"Beast" also includes an AM/FM/Weather Band/Sirius XM radio and an MP3 player and all of that can be linked via Bluetooth to an onboard touchscreen GPS, a cell phone (*preferably left in a saddlebag so as not to annoy the Highway Patrol*), and the helmet intercom. She's a fully functional, two-wheeled, mobile communications center. If she had a live weather overlay for the GPS, and she would be perfect ... OK, a larger GPS touchscreen would be nice as well.

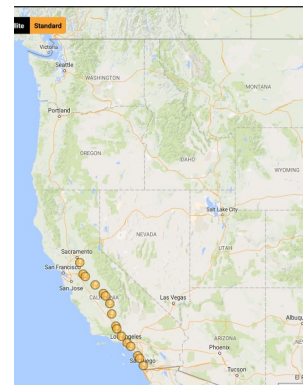
### Day 1 – Staging Ride to San Diego

This first day of riding was going to be simple – Ride to San Diego, recruit a start witness, find a hotel and get a good night's sleep.

BMW motorcycles are very popular among IBA challengers, so I chose the San Diego BMW Motorcycle dealership to solicit a witness. Additionally, San Diego residents would be great sources of local road and riding information.

Leaving the house at sunrise, the GPS said to expect San Diego around 2PM. A fuel/bio stop in central California pushed the arrival back to 2:30PM, still early enough to get a witness and find a hotel. Then ... LA traffic happened. Starting near Griffith Park, traffic was stop-and-go for miles. Worse, air temperatures were in the 90s, heat was radiating from the asphalt below, and traffic moved too slowly to stay cool or even balanced on a two-wheel motorcycle.

The San Diego dealership finally came into view at 4:30PM – I had been in LA/San Diego traffic for four,





hot, miserable hours, not the planned two. They welcomed me inside (air conditioned) with a cold bottle of water and soon I had a volunteer signing my witness form.

I showed them my proposed route from Tecate back to San Diego and then I-15 north all the way to Canada. "When would be a good time on I-15 so as to avoid traffic?" I inquired. Their responses were that there are never good times to ride between San Diego and LA, and that both I-5 and I-15 would be congested. OK, I thought to myself. I only have two hours of buffer and I'm using them all up in the first hours of the ride?

Nothing I can do about it now, so off to the hotel for a burger, a drink and some sleep.

*Cameron Park – San Diego: 520 miles*

## Day 2 – San Diego to Tecate to "as far north as possible"

By 5:30AM, all my border crossing documents were ready and Beast was fueled. It's only 40 miles to the crossing, but the roads are very twisty so I estimated a 6:30AM arrival in Tecate. On the way down, you pass a California Immigration/Agricultural inspection station in Jamul. Guidance was that this station would be a quick stop on the way back, but I saw twenty plus cars and busses waiting to get through. Rounding a corner revealed another twenty cars and busses trying to get north to San Diego. And the next turn revealed another twenty cars in line. I estimated over 100 vehicles, and even if the station can clear a car in 30 seconds, that's still almost an hour delay! Returning to San Diego is a bad idea. It's time to start thinking about Plan B.

Arriving near the border, a big sign pointed to MEXICO and I slowed looking for someplace to stop and present documents. Much to my surprise no one stopped me and I rode (slowly) right into Mexico. That was easy!

My destination, the Tecate McDonalds, was about a quarter-mile away. The plan would be to purchase something and get a time-stamped receipt. Except that ... the door was locked and the sign in the window suggested the McDonalds doesn't open until 7AM. There weren't a lot of options so I sat down and waited for 30 minutes. More of my buffer time wasted. I don't know much Spanish other than Si, Senorita and Tequila, so I used my down time to Google what all the signs said. My favorite was "Auto-Mac," which presumably meant drive-through, as I saw it on the drive-through lane ... and overhead on the McDonalds sign.

A little after 7, an employee unlocked the door and I walked in. I said "English?" and she shook her head "No." So I said "Agua?" and she grabbed a chilled bottle of water. I handed her my credit card, and after the printer was fixed, I had a time-stamped receipt (07:06 PDT).

The clock has started. All that's left is to cross back into the States and ride for 1,480 miles north.

The entrance to the border crossing is quite a ways east of Tecate but I found it and started navigating back. The Customs and Border Protection (CBP) website was correct – The Tecate crossing had four lanes open and the wait was less than 10 minutes. With the Immigration/Agricultural station block still on my mind, I turned to the driver in the adjacent lane and asked him about it. "Oh, it'll be fine. It's never a problem."

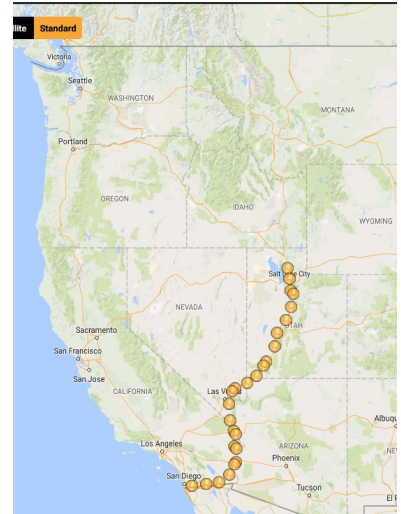
I relayed my LONG line observation and he changed his mind. Now he recommended turning right toward Campo after leaving Tecate to avoid the Immigration/Agricultural station and then double back to San Diego on I-8 in order to pick up I-15. It'll add 30-40 minutes to the ride, but it's better than the queue I saw. I thanked him profusely for his local knowledge and waited my turn to cross the border. Now I had Plan B.

After the standard "Are you bringing in any narcotics, weapons, alcohol and/or currency" questions, and a quick scan of my passport and vehicle registra-

tion, I was back in American territory, and a minute later was turning right to Campo to avoid the Immigration/Agricultural station.

Dodged one bullet but now I was going to be returning to San Diego around 8AM – Rush hour on I-15 is not going to be fun. Right then I decided not to return *west* to San Diego, but instead take I-8 *east* to Yuma, pick up US-95 north to Las Vegas to join I-15, and then continue north. It would add an hour but would eliminate San Diego/LA traffic and delays. Let's call it Plan C.

Roughly an hour into my eastbound trek on I-8, and nearing El Centro, the phone rang in my helmet intercom. "Uh, you do know Canada is north, not east, of Mexico? Right?" A friend had been tracking my SPOT data and was



curious about the deviation. I explained my decision and he grabbed his maps to help. And it wasn't too long before he found an alternate route that wouldn't require going all the way to Yuma before turning north. Plan D?

While reprogramming the GPS for the shortcut, the phone rang again. This time, my brother wanted to know about the deviation. After explanation, he confirmed my new route was sound and wished me on my way. Pretty cool! I have two Guardian Angels watching and helping me!

By 9AM, temps had reached into the 90s and looked like they would stay that way (and higher) until late-afternoon when I'd reach south-central Utah. Other than that, the ride through Blythe, Needles and Las Vegas was uneventful. Hot, 105 degrees hot, but uneventful.

Now passing St George, UT, the temps finally diminished a bit, but nearby afternoon thunderstorms brought horrific crosswinds. The buffeting made riding in a straight line difficult, and prevented me from taking full advantage of Utah's 80 MPH speed limits. Around Provo, the winds finally died down but the speed limit dropped to 75. A dozen or so miles later, around 8PM, the limit dropped to 70 and Salt Lake rush hour was in full swing. As the sun went down, I was stuck in Salt Lake City traffic. Haven't I suffered enough traffic jams?

It was pitch black by the time I got through Salt Lake and an Ogden hotel was to be my stop for the night. Another quick burger and drink. And a couple hours sleep.

*San Diego – Tecate – Ogden: 844 miles*

### Day 3 – Ogden to Lethbridge

It's Saturday morning about 5AM. It's still dark as I load up the bike, and with the door open, the light from my room illuminates the bike parked just outside. I insert my earplugs, grab my helmet and turn to walk out of the room ...

There's a naked woman leaning up against my room door! Mid-twenties and very nice looking, she's talking to me but I can't hear her. After removing my earplugs, she repeats "Is Chris here?"

My mind is racing – Is Allen Funt nearby? Is she a hooker? What's going on? Maybe she was inadvertently locked out of her room and needs Chris to let her back in.

Trying hard to keep my eyes up above her neck, I tell her I don't know any "Chris" and she turns away. My next move will probably result in a suspension of my "Guy Card" and maybe even a charge from the hotel, but I ask if she wants a towel? She agrees and walks into the room, then tells me how she and all Californians are very comfortable in their nudity.

"I guess I need to visit California!" as I hand her the towel. She wraps it around her waist, says "Thank You" and leaves. I resume packing the bike.

A minute later I'm saddled up, resetting trip odometers and I see her and a guy (Chris?) several rooms down in front of the laundry room. He's wearing a towel around his waist and she's still naked except for my towel loosely around her waist.

*Maybe they're doing \*all\* their laundry and they picked this early hour to avoid a scene?*

She turns and starts walking toward me and the bike. "Do you have a lighter?" she asks.

"Sorry, no!"

"What kind of biker are you? All bikers always have lights!" And with that, she swings to hit my left arm, and then walks away grumbling. I barely felt her through my riding armor, but I'll bet it hurt her.

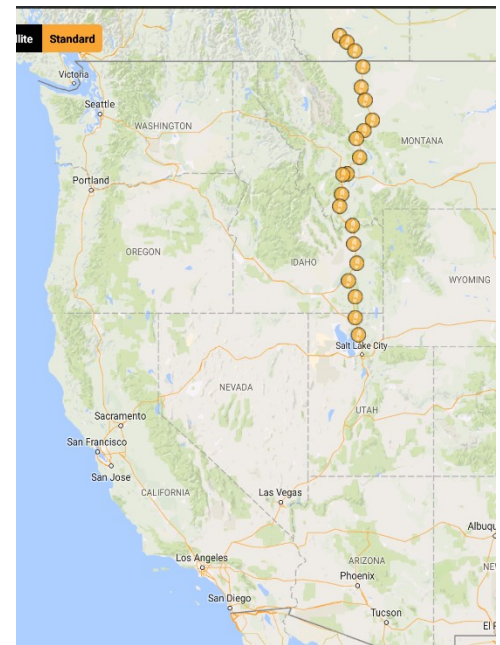
An hour later I'm passing into Idaho and I still can't get the naked woman off my mind.

Maybe an hour after that, crossing the continental divide into Montana, I see a most vile and disgusting sight. There's a magnificent 2014 K1600GTL Exclusive ... being towed on a trailer! The GTL is a true, two-person version of my bike, and the Exclusive represents a lot of paint and feature upgrades. This is the king of bikes and it's on a trailer – That's just wrong! Poseurs trailer bikes, but BMWs are meant to be ridden!

As I get closer, the bike, and trailer and tow vehicle, all have California plates. Strange state, this California – Women all go naked and motorcycles get trailered.

At a Helena fuel/bio stop, some jerk has set the nozzle lever on the fuel dispenser so that when I insert my credit card and press the 91 octane button, fuel starts gushing all over me and the bike. Thank God I'm not in California where a Hazmat team would be called. But even so, getting cleaned up did rob me of time. And as I was to find out 200 miles later, the smell of gasoline just won't go away.

There was a little thunderstorm in Great Falls, but the bike was dirty and it



washed away some of the grime. One last fuel stop in Shelby, MT and the final 40 mile sprint to the Canadian border. I have until 7:06 PM PDT (8:06 PM MDT) to cross the border and it is only 1:30PM. This is going to be easy ... Until I pull up to Canadian Immigration. The line of cars, RVs and trailers stretch all the way back into American territory. Seriously? The couple in the Montana-plated SUV in front of me got out and we started talking. Seems this has *\*never\** happened in all their trips to Alberta. (*Yeah, and the Immigration station \*never\* backs up in San Diego.*)

At least it was nice to share stories rather than just standing around. And I used the time to remove my electric vest as the rain and cooler temps had gone away. This was probably the nicest weather along the entire trip.

After a while, the Canadians opened a second lane and things started moving. It's almost 3PM as I get to the window and hand my passport to the inspector. He notices I also have a passcard and asks why I didn't use it. I told him I thought it was only for US entrance and he corrects me in a surprisingly angry tone. Then the inquisition begins:

- Business or Pleasure? *Pleasure*
- Are you from California? Why didn't you cross in Washington? *Because my route was Tecate to Milk River.*
- Did you bring anything from Mexico? *No.*
- Reason for visiting Canada? *To complete a motorcycle challenge*
- Is there a prize? Will you be paying Canadian taxes? *Huh? No and no.*
- Are you planning to sell anything in Canada? *No.*
- How long are you here? *Leaving tomorrow after a shower, steak dinner and a good night's sleep.*
- Crossing back here? *No, I'm hoping to ride west over the Canadian Rockies and then cross at Eastport, ID*
- Why there? *It's convenient to return to California.*
- Weapons or Narcotics? *No.*
- Tobacco or Alcohol? *One cigar and two Jack Daniels miniatures.*
- Is that more than a litre? *No, I think they're 50ml each.*

There may have been more but finally he releases me (without a "Welcome to Canada!") and I motor into Canada. Now I need an end witness and I certainly wasn't going to ask the customs Jerk. I stop at the Tourist facility but no one has time to look at the bike. So I remount and head to Milk River, about 4 km north.

There's not much in Milk River, and even less at 3PM on a Saturday, but I find two people working in the NAPA auto parts store. I go in, buy a flashlight that earns a receipt showing 15:48 MDT arrival. The clerk then walks out with me, verifies my odometer and signs the witness form. I left the Tecate McDonalds 1,513 miles and 31:42 ago.

Done! Finished! Exhale and relax.

Due to my "Avoid San Diego" reroute on Day 2, I ended up travelling more than 1,500 miles, and in doing so in less than 36 hours, qualified for a second Iron Butt award, the Bun Burner 1500. Two more Iron Butt awards to add to my collection.

40 km later, Lethbridge comes into view and I find a hotel right next to a casual steak restaurant. After a shower, I'm in the restaurant enjoying the first of many Gin and Tonics. The bartender starts up a conversation and I tell her about the jerk border guard. All she wanted to know was whether he was young and cute.

That night I slept like a baby.

*Ogden – Lethbridge: 718 miles*

### **Days 4 & 5 – Lethbridge to Redmond to Cameron Park**

The plan was to leisurely cross the Rockies and then take my time getting home. 1,200 miles would be an easy two-day trip.

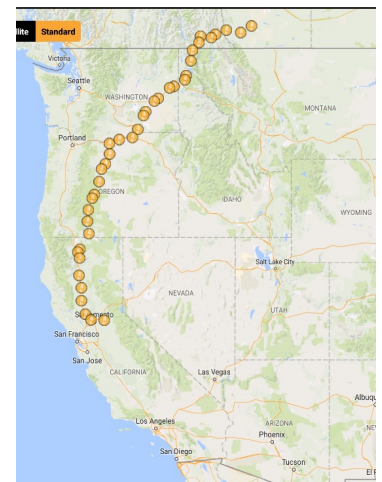
But after waking very late, and then meandering through the Canadian Rockies for five hours and a relaxed lunch, the GPS suggested a three day trip unless I increased the pace. So much for a leisurely ride home.

Crossing back into the States, I was the only one in line at Eastport, ID. The guard was friendly and we shared motorcycle stories. He asked about my trip and I was happy to share. And in the end, he smiled and said "Welcome home!" He meant it and I appreciated it.

Riding through Spokane around 2PM, and Pasco at 4PM, I thought a northern Oregon stop would be appropriate. Little did I realize at the time that there are virtually no hotels for the 250 miles from Pasco to Redmond. It would be almost 9PM when I found a hotel in Redmond, and the next morning I was looking at the last seven hours of riding.

*Lethbridge – Redmond: 765 miles*

All I had left to stop for would be one last California agricultural inspection station south of Klamath Falls. The bike was coated with mud and grime and I was sure I would get the third de-



gree about importing food into California. Nope. Before the bike slowed to a stop, the inspector waived me though with a smile and I continued home.

Now it was a straight shot down I-5 and up US-50, both familiar rides. Unlike earlier when I rode 5-7 miles over the limit, now I found myself riding at or below the limit and being passed by everyone – Probably partially due to fatigue and partially because I wasn't in a race against time any longer.

Four and a half days after departure, at 2:30PM, the garage door opener did its thing. I was home.

*Redmond – Cameron Park: 485 miles*

***Five Day Total Distance: 3,353 miles***

### **Some Thoughts:**

Tecate really was a great (fast!) place to reenter the US, but heading back to San Diego and then crawling up I-15 from San Diego to LA would have been disastrous. I really think crossing at Calexico and then east on I-8 to US-95 to I-15 would be a better route.

Interesting – When crossing into Canada, they'll ask what you **intend** to do in Canada. When crossing into the United States, they'll ask what you **did** in Mexico or Canada. When crossing into Mexico, nobody asks nothing.

You will need a passport or a passcard to complete a B2B. Passports cost \$100. Alternatively, if you only intend to use it for surface crossing in Canada and Mexico, a less-expensive passcard (\$30) can be used for border crossing.

Learn how to reset your bike's and GPS' odometer from miles to km and back. It makes Canadian and Mexican travel so much easier.

Canadian entry requires just a passport or passcard, while United States entry also requires vehicle registration. I don't know if Mexico has entry requirements. I just rode in unobstructed.

Customs and Border Protection (CBP) has an excellent website that shows real-time border crossing information. Came in real handy in planning the ride.

Your insurance agent can provide a Canadian Insurance Card for use in Canada, but for Mexico, you will need separate insurance. I used Sanborn's. I think it was \$30 for the one day.

Magnetic strip credit cards are not as popular in Mexico and Canada. Ask your bank for a chip credit card and you can travel in both countries without having to convert currencies.

Do it again? Probably not, but I am looking hard at one of the cross-country Iron Butt challenges ...



## EVENTS NOT TO MISS

With the MOA rally right around the corner July 23rd to the 25th, you may want to consider taking in the Paonia Top of the Rockies rally a few days prior to the MOA rally, (info below.) Round trip approx. 3000 miles from Sacramento to Paonia to Billings back to Sac. Oh and don't forget to stop and see the Bonneville Salt flats on the way to Paonia, The races are scheduled for August 8th through the 14th this year. Bonneville Speed Week will enter its 67th year on the salt in 2015.

### 2015 TOP O' THE ROCKIES GENERAL INFORMATION

**CAMPING** The town will be watering the park grass up until the evening before the rally. Camping is allowed starting at 8 a.m. on Thursday July 16, 2015. Quiet camping is available at the Vo-Tech, Elementary and High Schools. By town ordinance and for everyone's safety, **NO GLASS IS ALLOWED** in the tent & playground areas.

There are State & National Parks nearby for those wishing to arrive earlier or leave later.

**SHOWERS** All showers will be open 24 hours starting Thursday afternoon until Sunday at 10 am. Locations: There are a limited number of showers at the Ellen (Hansen) Smith Teen Center. There are additional showers at the High School approximately 3/4 mile from the Rally site.

**PARKING** No bikes on the grass in the tenting area of the park. Please park along the streets around the rally site.

**FOOD** Various youth groups will sell breakfast in the Ellen (Hansen) Smith Center. Vendors will be providing lunch, supper & snacks as well. There will be coffee, iced tea, and other beverages and snacks available, some at no cost, others for a donation.

**FRIDAY, SATURDAY, SUNDAY BREAKFAST** Various youth groups will be selling breakfast at the Ellen (Hansen) Smith Center.

**SATURDAY DINNER** Included with registration. Meal ticket required. Served 4:30 to 6:00 pm.

**SHIRTS** The finest rally t-shirts, including the official 2015 rally shirt, are available at the Club t-shirt tent. There is also a limited supply of hats, club decals, patches, pins, and license plate frames.

**FIELD EVENTS** Saturday, 1:30 – 3:30 p.m., in front of the grandstand. Sign up at Registration. You will need to sign a Release and Waiver of Liability form to participate in the Field Events.

**RV PARKING** (no hook up's) is available at the east side of the elementary school, 1/2 block west of the park; and RV parking is also available at the high school quiet camping area (no hook up's) with showers & rest rooms inside the high school. Please park on the Northeast side of the school. Check Paonia Lodging for private RV Parks nearby.

**LAPTOPS, PDA'S, CELL PHONES, FRS, GPS:** For those of you with gadgets, bring 'em. We have multiple outlet charging stations for your batteries and high speed wi-fi in the park provided.

Ok, don't forget to register! Then shut down the computer, go out to the garage, and start packing your bike!



## Members that are eligible for the Early Renewal Discount at A&S BMW

LAST_NAME	FIRST_NAME	CITY	ST	ZIP
Morris	Larry and Kate	Folsom	CA	95630
Bonilla	Steve	Folsom	CA	95630
Rasters	Robert and Terri	Livermore	CA	94551
Lueder	Tom & Jackie	Occidental	CA	95465
Marquardt	Robertson	Roseville	CA	95947

## RCB MEMBERSHIP AT 192

### A&S BMW Motorcycles

1125 Orlando Ave Roseville CA 95661  
(916) 726-7334, [www.ascycles.com](http://www.ascycles.com)

### BMW MC of San Francisco

San Francisco, CA  
(415) 503-9988, [www.bmwmotorcycle.com](http://www.bmwmotorcycle.com)

### BMW of Fresno

Fresno, CA  
(559) 292-2269, [www.bmwoffresno.com](http://www.bmwoffresno.com)

### BMW of Tri-Valley

Livermore, CA  
(925) 583-3300, [www.trivalleybmw.com](http://www.trivalleybmw.com)

### California BMW

Mountain View, CA  
(650) 966-1183, [www.calmoto.com](http://www.calmoto.com)

### Cycle Specialties BMW

Modesto, CA  
(209) 524-2955, [www.cyclespecialties.com](http://www.cyclespecialties.com)

### Ozzie's BMW Center

Chico, CA  
(530) 345-4462, [www.ozziesbmwcenter.com](http://www.ozziesbmwcenter.com)

### San Jose BMW

San Jose, CA  
(408) 295-0205, [www.sjbmw.com](http://www.sjbmw.com)

### Santa Rosa BMW

Windsor, CA  
(707) 838-9100, [www.santarosabmw.com](http://www.santarosabmw.com)

## TRUJILLO TOW AND TRANSPORT


### WHEN YOUR SWEET RIDE NEEDS A SWEET RIDE

Call Trujillo Tow & Transport! This new towing business, launched by club member Ray Trujillo, specializes in transporting motorcycles using a hydraulic lift system that ensures no stress or strain is ever placed on your bike as it is lifted gently into the truck bed.



Ray's business covers many facets of transporting motorcycles, including:

- **Roadside Rescue:** If your motorcycle breaks down on the highway, Trujillo Tow & Transport (TTT) will cheerfully rescue both you and your motorcycle. Ray also carries gas, air, and can give you a jump-start, if that's what you need.
- **Motorcycle Transport for Dealers:** If you are a dealer who needs to deliver a new motorcycle to a customer, give TTT a call. And rest assured that the bike or bikes will be transported safely and cheerfully.
- **Rally Transport:** If you've always wanted to attend a rally maybe even Sturgis give Ray a call. He will safely transport your bike so it will be waiting when you arrive.
- **Routine Service & Maintenance Transport:** Professionals are you just too busy to have your bike serviced? Give TTT a call and your bike will be picked up and delivered to your preferred service dealer and delivered safely back home again after service.



Trujillo Tow & Transport can carry up to six bikes at a time – two in the bed of a heavy-duty truck, and four in an enclosed trailer specifically outfitted with equipment to ensure safe transportation.

You can rest assured that Trujillo Tow & Transport will treat your motorcycle with the same care and respect that you would. Call 916-601-9141 or 1-800-601-6631 whenever your sweet ride needs a sweet ride



## CLUB EVENTS

### YERINGTON RIDE N BOWL SATURDAY, AUGUST 1ST

Good news for all of you Extreme Bowlers and Riders out there. The 16th annual Ride N Bowl will be Saturday, August 1st at the famous Yerington Inn and the bowling will be at the Pioneer Crossing Casino (formerly Casino West). The bowling will begin at 5 pm and end at 7 pm. The worst and best bowler will be regaled with custom hats thanks to Gordy! The easiest and fun way to get to Yerington is tag along with the club's ride to Genoa, NV after the Club meeting. We will then stop for lunch at the local deli and then continue on with the group to the Yerington Inn.



To make your reservation to the Yerington Inn call 775-463-5310 and mention to the reservation clerk that you are attending the "BMW 2015" gathering on August 1st. By mentioning "BMW 2015" you will get the discount rate of \$62 plus tax for the room. There is a new restaurant a few miles from the Yerington Inn called Sherry's Stage Stop where you will get a 10% discount when you show your room key. It is much better than the tired old restaurant inside Casino West. That's where I'm going to eat so I hope to see you there!

Don't forget to bring your RCB bowling shirts for the group photo and if you want a better chance to win the highest score hat bring your own personal bowling ball! See you there.

If this will be your first time and you have more questions call or email me and I will be happy to answer them!

Kim Rydalch  
209-402-7714  
[kcrydalch@comcast.net](mailto:kcrydalch@comcast.net)

## WANTED

**Club Photographers, and story tellers**  
Dislike being in front of the camera, here is your chance to be behind it. RCB Newsletter editor looking for photographers to capture club events. Call or email Bob Lawrence at (916) 208-6641 or email [robertlawrence@surewest.net](mailto:robertlawrence@surewest.net)



## THE MASTER OF SELFIES

### !NEW VIDEO ALERT! RELEASES TODAY ON YOUTUBE! AND YOU GET THE FIRST SNEAK PEAK!

[How to Take an Epic Selfie w Alex Chacon](#)

Because I always get questions from people and thousands of fans on how I film my videos, especially my viral Selfie videos, I decided to make this tutorial with a twist that has some behind the scenes stuff so you can get a better feeling of what it takes to make viral videos and share my secrets on how to take an Epic Selfie.



Thanks to everyone for the views, and support! Please share on facebook and your social media, let's make this one go viral again, but I need your help! I have YOU to thank for making my other videos go viral, so I hope you'll be a part of it by making this one a success as well!

Thank you very much for all your well wishes and encouragement! I couldn't do it without you!

If you cant click on Alex's photo or the brown how to link you can copy the following link to your browser and see Alex doing what he does best.

<https://www.youtube.com/watch?v=pn4IFJiojyI&feature=youtu.be>

### **Alex Chacón**

[The Modern Motorcycle Diaries.com](#)  
[YouTube/Facebook/Instagram/Twitter](#)



# RCB CLASSIFIEDS

## 1975 BMW R75/5 race bike



For Sale  
 1970 R75/5 SWB 5 speed, later clutch. Points in a can ignition. Battery only electrical system. High compression JE pistons. Oversized valves. Heavy duty SJBMW valve springs. Crank, rods, pistons & clutch balanced. Mikuni 36mm round slide carbs. Oil system opened up to allow running at 8500 RPM. Billet upper triple clamp. Magura clip-ons & levers. Cosman 12" cast iron rotor with an AP Lockheed 2 piston caliper. Magura master cylinder. Ferodo brake pads. Braided stainless brake line. Steering damper. Works Performance rear shocks (just rebuilt by Works Performance). SJBMW rearsets. New front wheel, bearings & stainless spokes. AirTech Ducati 900SS half fairing with a Gustaffson windshield. Belly pan included & safety wired for racing in AHRMA's BEARS & Formula 750 classes. Includes a couple of final drives & a large assortment of carb main jets. \$7000  
 Larry Campbell (707) 446-1859  
 Laurence.campbell@sbcglobal.net  
 06/28/2015

## 2002 BMW R1150RT



For Sale  
 Black, headlight shield, 26,740 Miles, 1130 cc, Engine Guards, Full Set of Bag Liners, LED F&R lights, Russell Seat, Tank Bag, Shaft Drive, Highway Pegs, Top Box, 6 speed, Garmin Mount, Rear View Camera, handlebar mirrors, bar risers. Service/owners manuals. This bike is in excellent condition and has been used primarily for touring. It is loaded with aftermarket features. All service records are available, and it has been maintained in accordance with the BMW service recommendations. The tires are Metzeler Z-8's with 1,500 miles accrued. \$5500 obo! <http://sacramento.craigslist.org/mcy/5090807812.html>  
 alan westfall (916) 421-4032  
 alanwestfall@gmail.com  
 06/25/2015

## 2007 R1200R



For Sale  
 Beautiful "R" bike READY TO RIDE! New Michelin tires, LED running lights, additional LED tail/brake light, extra accessory plug, custom rear fender, Storm hand protectors and factory custom pin striping. Only 35,xxx miles. Paint and body in excellent condition. Only \$7,400.00  
 Bruce Parrish (916) 834-1941  
 samparrish@sbcglobal.net  
 06/19/2015

## BMW ProTour Riding Boots



For Sale  
 Men's European Size 43 or US Size 10 Used but good condition. \$100.00  
 Tom Reid (916) 952-3222  
 tomreid@sbcglobal.net  
 06/16/2015

## R1200RT WC Corbin Seat

For Sale  
 I ordered a Corbin seat for my 2014 R1200RT and tried it out. Not for me. Great looking seat you can see a photo of it at <http://corbin.com/bmw/bmwr12rt14.shtml>. It was made with Carbon Fiber Leather and is heated. It also was ordered without the backrest hardware. It looks absolutely beautiful on the bike but both me and my passenger agree it just isn't for us. Paid \$750 first \$500 takes it.  
 Chuck Costa (916) 765-1950  
 chuck@calcosta.com  
 05/29/2015



# RCB CLASSIFIEDS

## 1985 BMW K100RS



For Sale  
 The first 4 cylinder BMW brought to the US. 90K. Bike way ahead of its time. Fuel injection, discs all around, 90 HP. I've RT'd it with higher/wider bars, (still have original bars) RT mirrors/brush guards. Aeroflow quick detach windshield, flat rear luggage rack. Always on AMSOIL lubricants, have all service records. Owned 10 years and can vouch for why it's called the "flying brick." Bike is absolutely perfect. Own a classic.  
 Jack Weiglein (916) 716-0414  
 bmrjack@gmail.com  
 05/26/2015

## 2005 R1200RT



For Sale  
 Red and Silver with 29,700 Hwy miles. Rick Mayer seat with tall windshield optional. Includes everything offered on the 2005 introductory model, including ESA, Stereo. Have tall Zebar windshield or standard. \$7,995 or best offer  
 Stephen James (916) 220-9134  
 stephenjjames1@aol.com  
 05/12/2015

## 2011 R1200RT



For Sale  
 2011 R1200RT Thunder grey Metallic, 28,000 miles, Rick Mayer seat, Wolfman Tankbag attached to BMW easy on/off mount, Wilbers shocks front & rear plus original shocks, Spare color matched saddlebag lid,

Cruise control, electric adjustable windshield. heated grips, heated seats, 2 accessory plugs, Second BMW running light/flash 4 times & then comes on steady brake light. Rear fender extension, front fender extension. 3M black reflective decals on rear of saddle bags (glows white in the dark). Metzeler Z8 tires with a couple of hundred miles left in them but have a new set of Z8's that are included. Valve cover guards, Haynes service & repair manual. GS-911. Always garaged. \$11,900  
 Larry Campbell (707) 446-1859  
 Laurence.campbell@sbcglobal.net  
 05/09/2015

## 2004 BMW R1150GS (ABS)



For Sale  
 I have a 2004 BMW R1150GS (ABS) Heated Grips with 62,038 miles and lots of upgrades. She has some cuts and bruises but, is mechanical sound. Just serviced all fluids changed, new plugs and filters, and valves adjusted. Runs great. Tires have lots of tread left. Back in November I went down due to being ran off the road. All critical damage was repaired. Remaining damage is mostly cosmetic. The biggest remaining damage is a small dent in tank and scratch. The dent is not that noticeable and the scratch can easily be covered up by one of the stickers most GS have on the tank. The second biggest remaining damage is on the left Jesse bag. Touch up paint can take care of it. Other than that the rest is minor. I have the following upgrades: Rick Mayer Dual Seat with Leather inserts; Advance Sport Touring Luggage Rack with Backrest; Top of the Line Luggage Rack; ZTechnik Z2241 Windshield; Renthal Fatbar Handle Bars; Rox Speed FX Fully Adjustable Bar Risers; Crash Bars; Jesse Side Cases; Jesse Top Box Extender; CSS Tank Pads; Metzler Tourance Front and Rear; Slime Air Pump. I probably missed something. I also have additional riding gear I am willing to sell in addition like Tank Bag etc. I have been riding for over 30 year and over 18 motorcycles and bar far this has been the best bike; however this was the first time being down with my GF on the back. I think it is time for me to get a Jeep Wrangler. Price is negotiable.  
 Darold Cooper (916) 365-1054  
 DaroldCooper@yahoo.com  
 05/07/2015

# RCB CLASSIFIEDS

## 2007 R1200RT



For Sale  
 Ohlin shocks w/heavy rear spring (just serviced); Garmin Street Pilot 2650 GPS w/eagle mount; RKA tank bag on BMW frame; Z Technik crash bars w/highway pegs side cases; Cee Bailey windshield and headlight protector; Bill Mayer heated seat, heated passenger seat, heated grips; ABS brakes; cruise control; helmet guardians. Autocom Pro 7 w/ 2 headsets, PTT and MP3 connectors; BMR dashboard shelf; Hyper LED running lights & signal/brake lights, Pilot fog lights; Centech Fuse panel. Steel brake lines. New battery; PR3 tires have 2k miles. Final drive just replaced. Drive shaft replaced last summer. Well maintained (complete maintenance history). Excellent mechanical condition. 92K miles. \$6,500.00. Extra option: 42L top case w/ rack: \$500  
 Dave Swift (530) 477-7731  
 beemerdave@att.net  
 04/04/2015

=====

## RCB Original Logo sweatshirts

For Sale  
 I am going to order gray high quality sweatshirts with the original RCB logo, a 4 inch logo on front with a 10 inch logo on the back. If I can get over thirty ordered we can get the shirts for about \$22 each. Shipping would be exact USPS in the priority shipping box, about \$7. If interested, send me a message with name and size. We will see if there is enough interest to order. I just did an order for another organization and they were perfect.  
 Terry Caffery (252) 758-5967  
 cafferyt@gmail.com  
 03/20/2015

=====

## ZTechnik engine guards

Wanted  
 I am looking for ZTechnik engine guards for a 2010 through 2013 R1200RT. The ZTechnik part number is Z7102. Website is <http://shop.nationalcycle.com/perl/cycle/Z7102> These are different from the guards for 2009 and earlier. Need to be shipped to Omaha, Nebraska. Good condition or better. Thanks  
 T. Pfeffer tpfeffer@gmail.com  
 03/15/2015

=====

## 2013 BMW R1200GS Adventure



For Sale  
 2013 BMW GS Adventure odometer: 17063 paint color : green fuel : gas transmission : manual title status : lien Immaculate 2013, oil cooled BMW GS Adventure. Many extras, including: \* Hyperpro Suspension (front/rear) - NO ESA! \* Onboard Computer \* Clearwater Ericas (12k lumens) with on/off and dimmer \* Wunderlich Ergo Vario Windscreen \* Touratech Headlight Guard \* Touratech Potentiometer Guard \* Bar Risers \* Garmin ZUMO 350 \* Hornig GPS Adapter Mount \* Throttle Lock \* Centech Fuse Block \* Rick Mayer Seat (6'3", 35" inseam) \* Pelican License Plate Mount/Storage Box \* BMW Luggage (saddle and top boxes) \* BMW Ruck Sack Tank Bag (with electrical harness to charge/power portable devices) \* Originally Triple Black, the plastic parts were coated with green Line-X (no scratches to worry about) This bike is turn-key and ready for anything. Never crashed and always well-maintained. Pics tell the story. If interested, call. No email - I will not respond. No over-the-phone negotiation. My schedule is very flexible, so come see it. Evan Williams (530) 363-5335  
 motosherpa@gmail.com  
 02/12/2015

=====

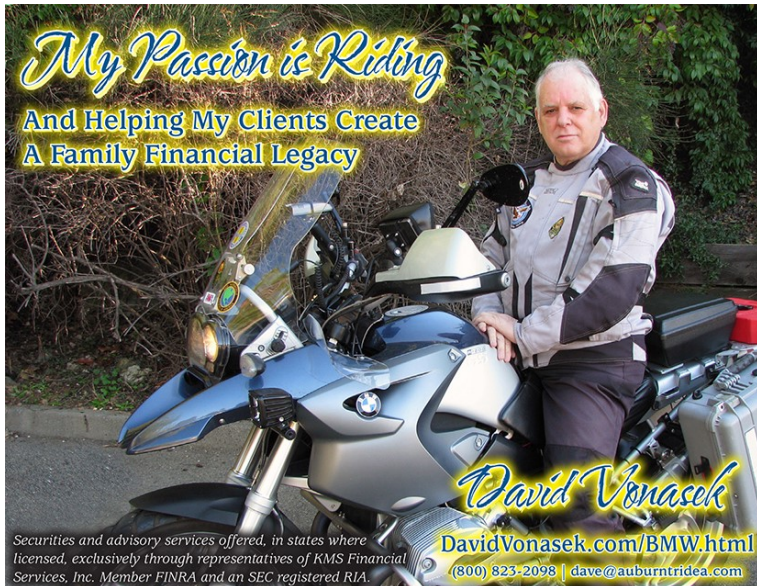
## DRZ 350

For Sale  
 Know there are some folk in the club that are going ADV dirt crazy. A customer of mine has what looked like a nice DRZ 350 he is looking to sell. 4k mileage. 1500.00 or less. Up to ur skills. Give me a call and I will put you in touch with him. I don't have a dog in this fight, just want to give him a hand. PM me or call me.  
 Mike Robles (916) 718-1514  
 01/07/2015

=====

# Welcome New RCB Members

Robert and Terri	Rasters	Livermore	CA	94551
Brian	Black	El Dorado Hilss	CA	95762



*My Passion is Riding*  
 And Helping My Clients Create  
 A Family Financial Legacy

*David Vonasek*  
 DavidVonasek.com/BMW.html  
 (800) 823-2098 | dave@auburnridea.com

Securities and advisory services offered, in states where licensed, exclusively through representatives of KMS Financial Services, Inc. Member FINRA and an SEC registered RIA.



Welcome to the 2015 BMW MOA International Rally. Billings, Montana will be our home for three days in July. Get ready for beautiful weather, great roads, best friends and good times.

This is registration central. Pay your member or non member entry fees now and save \$10 versus registering at the event. Registration is easy and takes only a few minutes.

**If you have questions or need help, our Rally Registration team will be glad to help. Give us a call at 636-394-7277 (8-5 M-F) and we will be glad to answer your questions.**

## HU Travellers Meeting California 2015



**THE PREMIER OVERLAND ADVENTURE TRAVEL EVENT FOR MOTORCYCLISTS**  
 Horizons Unlimited Travellers Meeting  
 Thursday Sept. 24 - Sunday Sept. 27, 2015 - Yosemite, California

For more information on the Horizons Unlimited web site:  
<http://www.horizonsunlimited.com/events/california-2015>



**Global Rescue** is the premier provider of medical, security and evacuation services worldwide and is the only company that will come to you, wherever you are, and evacuate you to your **home hospital of choice**. Additionally, **Global Rescue** places **no restrictions on country of citizenship - all nationalities are eligible to sign-up!**

BMW Motorrad  
USA

Authorized Dealer



The Ultimate  
Riding Machine

# A&S BMW Motorcycles

[www.ascycles.com](http://www.ascycles.com) or (916) 726-7334

BMW Motorcycles, Parts, Apparel and Accessories *plus*  
Bar Backs, Luggage, Gadgets and Tools.

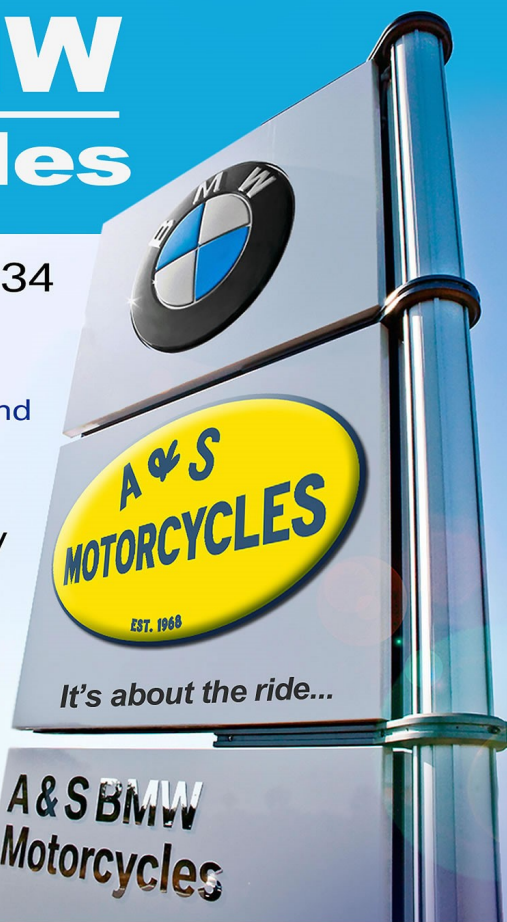
Use our Illustrated Parts Catalog to find OEM parts and get tips and  
tricks at our online BMW Motorcycle Resource Center.

Need bike service?

Motorcycle transport as low as \$50.00 or get a one-day  
car rental - Free. Tire installation as low as \$21.00



A&S BMW Motorcycles, 1125 Orlando Avenue, Roseville California 95661



Specializing in older BMW motorcycle maintenance,  
restoration, sidecars, metal fabrication, & more!



Check us out on Facebook for events & rides!

[boxermetal.com](http://boxermetal.com) Located in Chico, CA (530) 520-7856